

Gebäudeinneneinrichtung

FALLER®

Building interior decoration
Aménagement intérieur d'immeuble
Kantoor- en Kamerinterieur

Art. Nr. 180545

- D**
- Vor Beginn des Bastelns sollten Sie sich mit den Spritzlingen und der Anleitung vertraut machen.
 - Sollte es einmal vorkommen, dass ein Teil im Bausatz fehlt, kreuzen Sie bitte das fehlende Teil in der Anleitung an und schicken Sie diese bitte an Fa. Gebr. FALLER GmbH, Abt. Kundendienst, Kreuzstraße 9, 78148 Gütenbach. Sie erhalten dann umgehend Ersatz.
 - **In diesem Bausatz sind einige Kunststoffteile übrig.**

- GB**
- Before beginning with the assembly please familiarize yourself with the parts and read the instructions carefully.
 - In case of missing parts please indicate these on the instructions leaflet with a circle and return the leaflet to Gebr. FALLER GmbH, Kreuzstraße 9, D-78148 Gütenbach, Germany. You will receive the replacement by return.
 - **Some of the parts in this box are not needed to construct the model.**

- F**
- Avant de commencer le montage de votre maquette bien lire la notice et repérer les grappes.
 - Si une pièce manque dans une boîte, cochez la pièce correspondante sur la notice et renvoyez-la-nous à Gebr. FALLER GmbH, Kreuzstraße 9, D-78148 Gütenbach (R.F.A.). Nous vous ferons parvenir la pièce par retour.
 - **Dans cette boîte se trouvent quelques pièces qui ne seront pas utilisées pour le montage.**

- NL**
- Vóór het bouwen zou men de gietstukken en de handleiding moeten bestuderen.
 - Indien onverhoopt een onderdeel aan het bouwpakket ontbreekt, gelieve men het ontbrekende deel in de handleiding aan te kruisen en deze te zenden aan Gebr. FALLER GmbH, Kreuzstraße 9, D-78148 Gütenbach. U ontvangt dan omgaand en gratis het ontbrekende onderdeel.
 - **Van dit bouwpakket worden enkele kunststof delen niet gebruikt.**

Für den Zusammenbau des Modells empfehlen wir folgende FALLER-Artikel (sind nicht im Bausatz enthalten):
For the assembly of the kit we recommend following FALLER products (not included in the kit):
Pour l'assemblage du modèle, nous vous recommandons les articles FALLER suivants (non inclus dans le kit):
Om dit model te bouwen adviseren wij de volgende FALLER producten (maken geen deel uit van deze bouwset):



Art. Nr. 170492
FALLER-EXPERT

Flüssigkleber in Plastikflasche mit Spezialkanüle für feinste Klebstoffdosierung.

FALLER-EXPERT

Liquid cement in plastic bottle with canule for very fine dosage.

FALLER-EXPERT

Colle liquide en bouteille plastique avec bec verseur pour un dosage précis.

FALLER-EXPERT

Vloeibare lijm in plastic-flacon met doserbuisje om nauwkeurig te lijmen.




Art. Nr. 170688
Spezial-Seitenschneider
zum gratfreien Abtrennen von feinsten Spritzteilen.
Nur für Polystyrol geeignet.

Special side cutter
for cutting off ultra-fine moulded parts without burrs.
Only suitable for polystyrene.

Pince coupante spéciale
pour couper sans bavure les pièces miniatures moulées par injection.
Convient uniquement au polystyrène.

Speciale zijknijptang
voor het braamloos afknippen van de fijnste gietstukdelen.
Alleen geschikt voor polystyrol.



Inhalt	Spritzlinge	6A	2 x	7A	1 x
Contents	Sprues	6B	2 x	7B	1 x
Contenu	Moulages				
Inhoud	Gietstukken	6C	2 x		

2

7/14



7/13


Deco 19



6/13

6/56

Deco 11



7/15

6/50




6/49

(A) 6 x

(B)


(C)



11 x 19 mm

(D) Fensterfolie
Window foil
Feuille fenêtre
Raam folie

(D)



(C)

(E)

6/49



(E)

(F)



(F)


(G)

Deco 34




(H) 2 x 6/41

Deco 26




(I) 7/16

Deco 29




(J) 2 x 7/10

2 x Deco 26




(K) 7/17

Deco 28 Deco 27 **3**




(L) 7/18

7/20



Deco 39



(M)

7/19



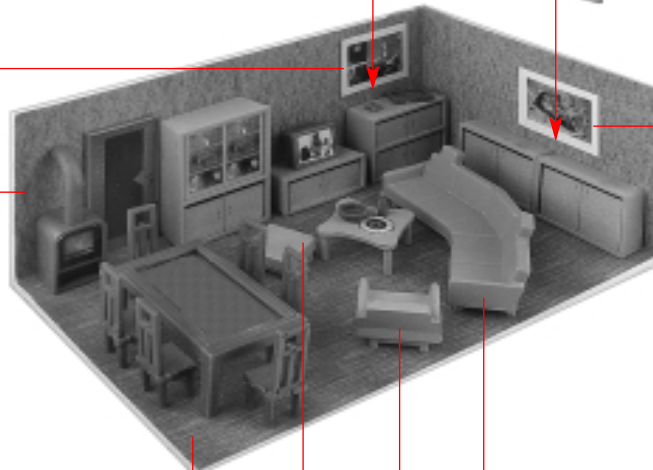
7/19



Deco 25

Deco 1

Deco 37



6/46



Deco 36

Deco 35

6/47

(N) 2 x

(O)

Deco 4

7/5

7/4

7/3

4

6/33

6/8



6/7

(P) 8 x


Deco 7



6/19

(Q) 4 x

Deco 32



Deco 23


Deco 31

Deco 22

6/29

(R) 2 x

Deco 8



Deco 20

Deco 21

Deco 30

6/30

(S) 2 x

Deco 12



6/39

(T) 4 x


Deco 33



6/43

(U) 6 x

6/42

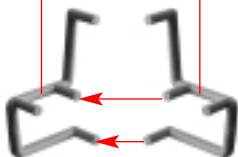


6/31

(V) 6 x

6/38

6/37



6 x

(W)

6/5



(X)

6/21 6/20

6/40

6/40


6/32

6/20


6/44

6/20


6/21



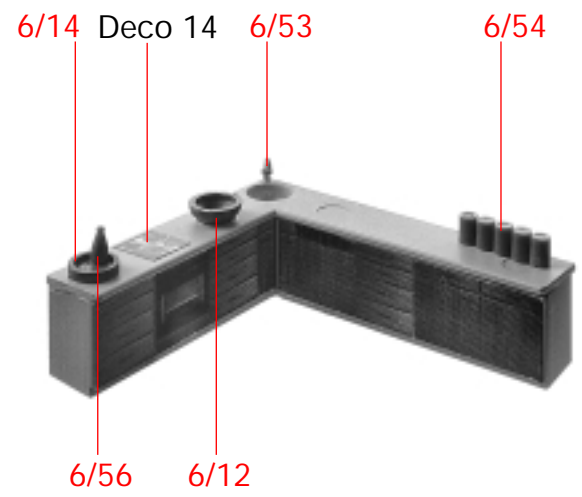
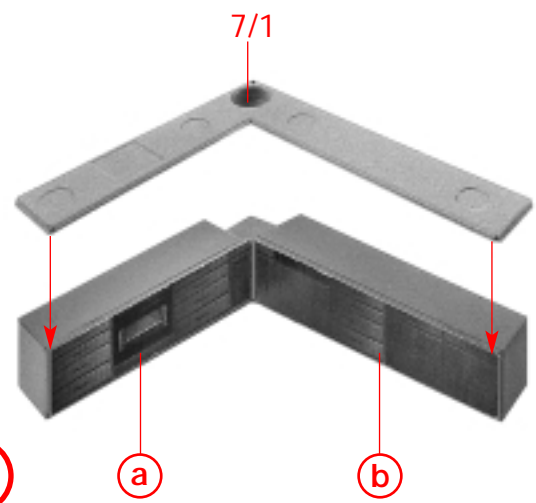
a




b




c




d



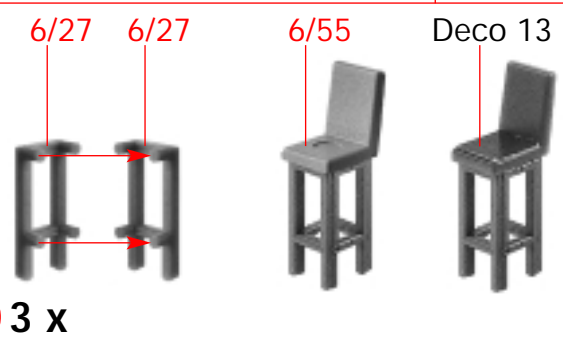
e



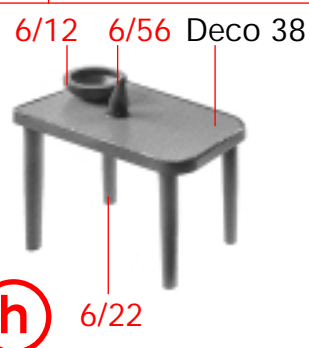
f



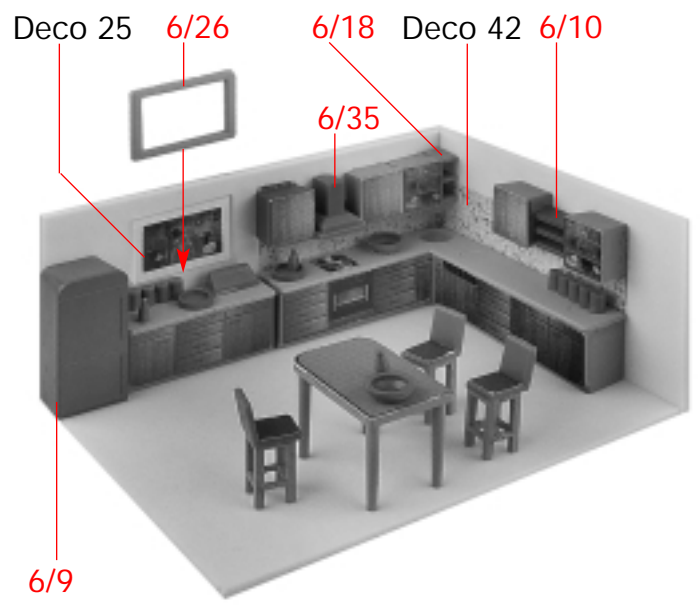
g



h




i



6

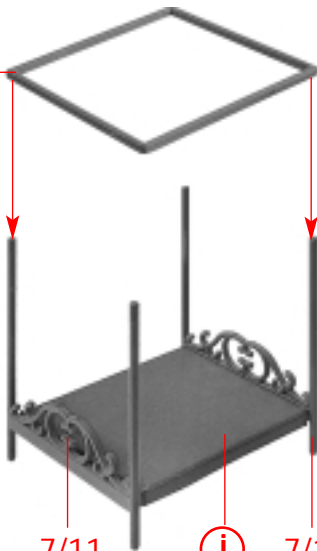
Deco 16



7/8

j

7/12



7/11

j

7/11

k

Deco 6

7/21




2 x Deco 5

Deco 5

l


Deco 40



7/22

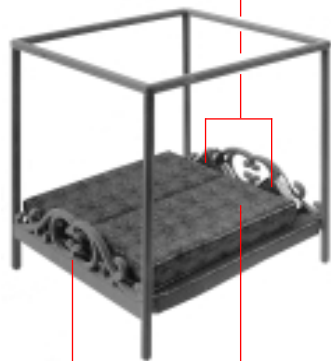
m

m



n

l




k

n

o


Deco 3, 2, 3, 2



p

o

Deco 3, 2, 3, 2



q

p


Deco 15



7/20



Deco 39



r

7/9

s

6/26




7/6

Deco 1

Deco 37

6/13



t

7/7

6/28



Deco 24

u

2 x

Deco 9




v

2 x

6/51


6/6



w

2 x

6/36



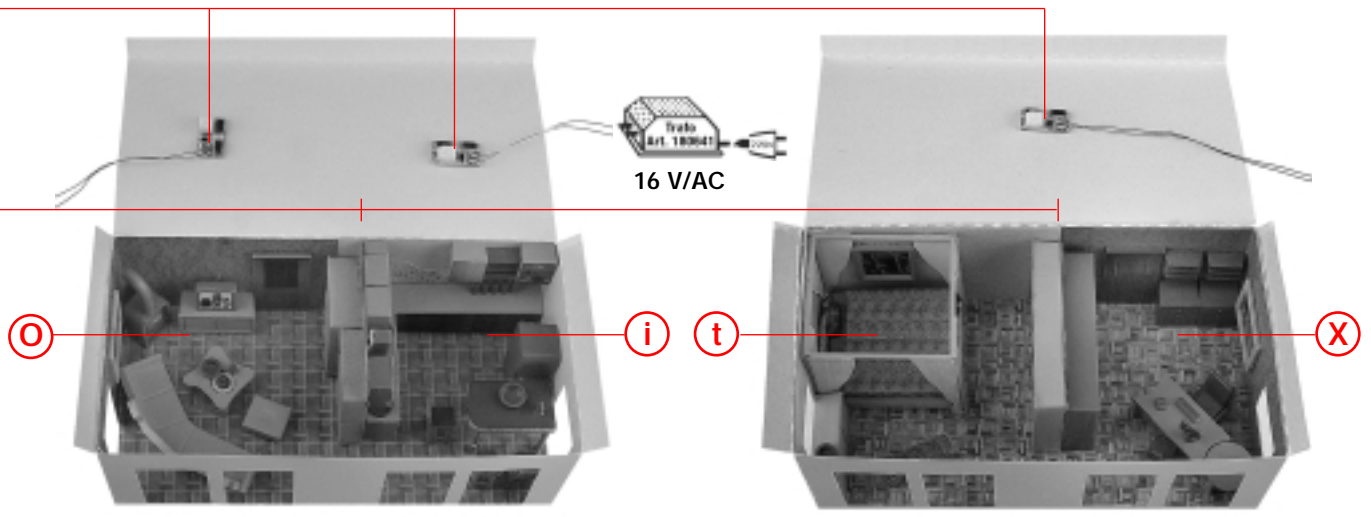
x

8



Inhalt	Tüte	Contents	bag
Contenu	sachet	Inhoud	zakje

Art.-Nr. 130302 liegt nicht bei
not included
non jointe
niet bijgevoegd



y

z

Art.-Nr. 130302 liegt nicht bei
not included
non jointe
niet bijgevoegd



y